



# Product Guide 2013

Tel: 0113 279 9000    [www.zigzagaccess.co.uk](http://www.zigzagaccess.co.uk)

# INTRODUCTION AND PAGE CONTENTS

## Contents

Low Level Access Introduction	<b>Page 3</b>
Low level Access - Alpha Step & Delta Deck Podiums	<b>Page 4</b>
Low Level Access – Sherpascope & Zap 2 Platforms	<b>Page 5</b>
Low Level Access - Sigmadeck Folding Tower	<b>Page 6</b>
Low Level Access – Razor Deck	<b>Page 7</b>
Low Level Access – Boxing Ring Tower	<b>Page 8</b>
Tower Scaffold - Introduction	<b>Page 9</b>
Tower Scaffold – Octo 250	<b>Page 10-11</b>
Tower Scaffold – Bespoke Tower Systems	<b>Page 12</b>
Tower Scaffold – Stairwell Tower	<b>Page 13</b>
Step Ladders	<b>Page 14</b>
Ladders	<b>Page 15</b>
Spandeck	<b>Page 16-17</b>
Staging Boards	<b>Page 18</b>
Training	<b>Page 19</b>

**We were established in 2001 and quickly became a market leader, providing an unrivalled high standard of equipment and service in all aspects of our business. We supply large and small companies who are associated within and also outside the construction industry. Every product in this brochure can be either hired or purchased. Our Training Division offers nationally accredited courses including PASMA, IPAF and Asbestos Awareness.**

# LOW LEVEL ACCESS INTRODUCTION

**Alpha Step**



**Delta Deck**

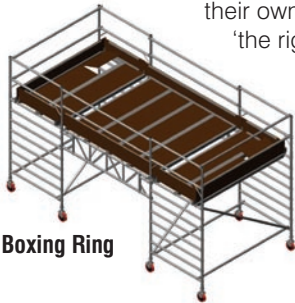


**Sigmadeck**

There are a number of Low level Access Platforms available and we have a large and varied range of equipment to suit every requirement. All our Podiums and Folding Towers are different from each other and have their own advantages allowing the user to have 'the right equipment for each application'.



**Razor Deck**



**Boxing Ring**



**Omega Deck**



**Sherpascope**

Product	Max Platform (H)	Platform Size
Deltadeck	0.87m	1.1m x 0.6m
Alpha Step	1.0m	0.7m x 0.65m
Sigmadeck	1.7m	1.5m x 0.6m
Sherpascope 4/6	1.65m	0.6m x 0.44m
Sherpascope 5/7	2.2m	0.6m x 0.44m
Zap 2	2.4m	0.6m x 0.44m
Razor Deck	2.0m	1.0m x 0.66m
Boxing Ring	4.2m	5.8/5.1m x 2.5/3.2m
Omega Deck	1.8m	2.4m x 0.6m

Scafftags may be needed when working within a health and safety managed environment and can be purchased from us.



# LOW LEVEL ACCESS - PODIUM STEPS

## The Alpha Step


The Alpha Step is ideal when working at standard ceiling height. It has a maximum platform height of 1.0m, but can also be used at 0.7m, 0.5m and 0.25m. The single section deck and steps are constructed with durable aluminium 'treadplate'. The Alpha Step is fully guard railed at all times and allows a comfortable and safe access via steps and through a gate, whilst still assembled.



Product	Max Platform	Platform Size	Base Size
Alpha Step	1.0m	0.7m x 0.6m	1.2m x 0.7m

## Delta Deck

The Delta Deck is an ideal low-level access solution when working at a 3.0m height, especially when in a confined area where space is at a premium. It is very versatile, offering multiple working heights (eight in total) with a maximum of 0.84m. It is fully guard railed at all times and has a base dimension of 1.15m X 0.73m and fully complies to The Working At Height Regulations 2005. This product also complies to Health & Safety Standards for one person to lift and carry, as it's weight is only 25kg. Because The Deltadeck is a one-piece unit, the loss and theft of components from site is usually preventable.



Product	Max Platform	Platform Size	Base Size
Delta Deck	0.8m	1.0m x 0.6m	1.2m x 0.7m

## Stop Nocs



This unique simple but effective fire retardant product can be used in numerous environments, reducing the risk of accidental damage by absorbing the force of impact made by Access equipment. Stop-Nocs helps avoid unnecessary compensation claims from scuffs and damage as well as additional repair work. Available in three sizes 150mm, 250mm and 275mm.

# LOW LEVEL ACCESS - PODIUM STEPS




## Sherpascopics and Zap 2 Platforms

Sherpascopic and the new Zap 2 Platforms are available in three sizes. The 4-6 tread Sherpascopic has a maximum platform height of 1.6m and the 7-9 tread and Zap 2's, are capable of providing a platform of over 2.0m.



Sherpascopic and Zap 2 Platforms can be adjusted when in an upright position. This is very convenient when working at varying heights. All platforms are fully guard-railed and have fold out stabilisers.



Product	Max Platform (H)	Platform Size	Base Size
Sherpascopic 4/6	1.6m	0.6m x 0.44m	2.1 x 1.3m/1.7m
Sherpascopic 5/7	2.2m	0.6m x 0.44m	2.9m x .9/2.2m
Zap 2	2.4m	0.6m x 0.44m	2.3m x 2.3/2.55m



## Omegadeck Deskspan

The Omegadeck is a bridging system that provides a mobile 'up and over' method of access when working above desks and machinery, with the minimal amount of disruption.

<b>Max Platform Height:</b>	1.88m
<b>Useable Platform Size:</b>	2.1m x 0.6m
<b>Clearance Height (Below Platform):</b>	1.73m
<b>Span Clearance (Between Frames):</b>	2.43m
<b>Outrigger Length:</b>	0.73m

# LOW LEVEL ACCESS - FOLDING TOWER

## Sigmadeck Folding Platform

The Sigmadeck offers the simplest and safest means of low level access. It has a good sized working platform when compared to standard Podiums and has 6 different platform heights, ranging from 0.25m to 1.7m. It is a fully mobile product that folds flat for easy transportation and storage and because its width is only 0.72m, it can be moved through standard size doorways while it is still assembled.

- ▶ Quickly assembles and dismantles
- ▶ Stable generous sized platform
- ▶ Easily folds for transportation and storage
- ▶ More choice of working heights
- ▶ Superior design and quality product


Product	Max Platform (H)	Platform Size
Sigmadeck	1.7m	1.5m x 0.6m



# LOW LEVEL ACCESS - FOLDING TOWER

## Razor Deck

This one-piece product has three working platform heights of 0.55m, 1.0m and 2.0m. Internal tensioning springs assist the platform into position and securely snap-locks it to the desired height in seconds. Adjustable integral outriggers provide additional stability and its ample sized platform with built-in toeboard, provides space for operative and tools. The Razor Deck folds down to a compact size that can be easily transported in most vans and estate cars.



Product	Max Platform (H)	Platform Size
Razor Deck	2.0m	1.0m x 0.66m



# LOW LEVEL ACCESS - LARGE PLATFORM

## Boxing Ring Tower

A large low level platform can easily be built to create a 'Boxing Ring Tower' by fastening two Towers which are side by side together with link beams, which support 4 or 5 additional platforms. This is the equivalent of 4 double width towers and by using special guardrail posts, it is simple to have a working platform of up to 5.8m long x 3.2m wide. Smaller sizes are also available.



This Tower is particularly useful when working in large areas and is especially suitable for ceiling fixing. Because of the large base dimensions, the Boxing Ring Tower is a very stable platform.



# TOWER SCAFFOLD

## Tower Scaffold

Our range of Tower Scaffold is of the highest quality and provides security, comfort and flexibility for the user. Our standard Octo Tower system makes it possible to have a greater choice of platform sizes for height as well as base dimensions. We also have specialist tower systems that create platforms for difficult working environments such as staircases. We can also provide bespoke tower to safely span over obstructions and can also create very long working platforms, by bridging tower with Spandeck platforms.



**Bespoke Tower Scaffold**



**Octo 250 Tower Scaffold**



**Staircase Tower**

# TOWER SCAFFOLD

## OCTO 250 Tower

OCTO 250 Aluminium Tower has been carefully designed to use a unique 'climbing frame' design, featuring 8 non-slip rungs at 250mm centres on a full size 2.0m frame and up to 7 smaller sized frames. This means that it is possible to have more working heights than any other alternative scaffold tower systems. This is very beneficial when working with height restrictions.

OCTO 250 Tower has a unique frame design with conical head spigots, ensuring a quick, easy and safe connection of frames, without the need for pins or clips. This helps prevent the jamming of frames and avoidable costly rung damage.

OCTO 250 Tower is of the highest health and safety standard and adheres to the working at height act of 2005. It can be built using the 3T or advanced guardrail methods, which are the only PASMA approved methods of building tower scaffold.



# TOWER SCAFFOLD

## Octo 250 Tower Scaffold

The Octo 250 System is comprised of the following main components that determine the dimensions of the height, width and length of every Tower Scaffold.



### Double Width Tower

A wider frame with two Platforms side by side creates a larger working space with more stability, which is essential when working at height. Platform lengths can be 1.5m, 2.5m or 3.2m for an extra long tower.

Description	Height	Width
8 Rung Frame	2.0m	1.5m
6 Rung Frame	1.5m	1.5m
4 Rung Frame	1.0m	1.5m



### Single Width Tower

Can only accommodate a single platform and is essential if space is an issue, whether it is because of lack of floor space, obstructions or limited transportation space. The length of the platform can vary depending on which platform size is used.

Description	Height	Width
8 Rung Frame	2.0m	0.9m
6 Rung Frame	1.5m	0.9m
4 Rung Frame	1.0m	0.9m

There are alternative sized frames for more precise tower heights, especially if you have a restricted working height, but the frames listed above are standard and are used on the vast majority of applications.

### Platform Sizes



Description	Height	Width
1.5m Platform	1.5m	0.6m
2.5m Platform	2.5m	0.6m
3.2m Platform	3.2m	0.6m

# TOWER SCAFFOLD

## Bespoke Tower Systems

Because of the flexibility of the Octo 250 Tower Scaffold, it is possible to create a more Bespoke Tower Scaffold. Tower can be linked with Spandeck to create longer and safer working platforms with a specially designed handrail posts system, allowing safe access to the entire length of the extended platform. This method of construction is also much more cost effective in comparison to using only scaffolding. This system is particularly useful when working at the side of a building and is generally supplied in the Single-width form of Tower.

For a longer tower without any linkage, a 3 Legged Tower is available that doubles the length of any platform size. It is the equivalent of two towers joined end to end.



It may be necessary to span over an obstruction such as a conservatory, machinery or a void. This is efficiently and safely achieved by linking Tower with Spandeck or Staging Boards. Spandeck is generally the best option due to its design that allows each deck to be securely hooked between Scaffold Towers. Spandeck has platforms of varying lengths from 3.7m up to 7.2m and are constructed from light-weight high strength aluminium with built-in integral toeboards. A unique handrail system can be securely fitted to one or both sides of each platform resulting in an extended fully guard-railed platform being created.

*More information on Spandeck can be found on page 16 and 17*

## Advanced Guardrail

Advanced Guardrail is an alternative method of tower erection to the 3T method and fully complies with 'The Working at Height 2005' Act. The main benefit of this system of erection is the elimination of the need for diagonal and horizontal braces, reducing the number of components.



# TOWER SCAFFOLD

## Stairwell Tower

The Stairwell Tower provides a safe standard sized platform on a staircase of 2.7m high (from the lowest step) x 0.7m wide x 1.5m long. Access is easy from both sides of the Tower via a 'Walk-Through Frame' system which is both practical and safe. Base plates remain fixed once put into position and can be height adjusted when necessary. If required, a further platform height of 4.2m (from the lowest step) is also available.



# STEP LADDERS

## Aluminium Steps Certified to BS Class 1 Standard

Our range of Class 1 Aluminium Step ladders (see description), are ideal for industrial use, with or without safety handrail in either the Swingback or Platform styles. The platform Step Ladder has the added benefit of a large top platform.

Class 1 Standard BS2037 covers products being used in an industrial environment; these are high quality products, designed for heavy and regular loading. It has a maximum permissible load of 175kg.



Aluminium Swing Back Step Ladder (Class 1)			
Treads	Code	Open Height	Closed Height
4	ESS4	0.79m	0.90m
6	ESS6	1.24m	1.38m
8	ESS8	1.67m	1.86m
10	ESS10	2.12m	2.34m
12	ESS12	2.55m	2.82m

Aluminium Platform Step Ladder (Class 1)				
Treads	Code	Open Height	Overall Height	Closed Height
4	ESP4	0.79m	1.43m	1.60m
6	ESP6	1.23m	1.87m	2.08m
8	ESP8	1.67m	2.32m	2.56m
10	ESP10	2.12m	2.73m	3.01m
12	ESP12	2.58m	3.19m	3.51m



Safety Handrail can be fitted to all Aluminium Step Ladders

## Glass Fibre Steps Certified to BSEN131

Glass Fibre Swingback and Platform Step Ladders are non-conductive and essential when electrical hazards exist can be hired or purchased. Rigid box section sides and back legs with aluminium non-slip treads and rubber feet provide a safe and lightweight step ladder.



Glass Fibre Swing Back Step Ladder (EN131)			
Treads	Code	Open Height	Closed Height
6	GFBB6	1.22m	1.34m
8	GFBB8	1.70m	1.81m
10	GFBB10	2.11m	2.29m

Glass Fibre Platform Step Ladder (EN131)				
Treads	Code	Open Height	Overall Height	Closed Height
6	GFBP6	1.26m	1.89m	2.04m
8	GFBP8	1.69m	2.31m	2.51m
10	GFBP10	2.11m	2.73m	3.00m



### Hop-Up Work Platforms (EN131)

Very compact and simple in design, provides a non-slip lightweight Aluminium work platform with locking hinges. Platforms are 480mm high, with a base size of 300mm or 600mm x 600mm. A Glass Fibre version is also available.

#### Class 1

Class 1 certification is for products being used in an industrial environment and designed for heavy and regular loading with a permissible load of 175kg.

#### EN131

EN131 certification is for products being used in a trade environment and designed for general and regular light trade usage with a maximum permissible load of 150kg.

# LADDERS

Our Range of quality extension and combination ladders are ideal for light trade work and are certified to EN131 except for any ladder that extends to over 10m, which are all Class 1 and rope operated. Please refer to descriptions on page 14.

## Double Extension Ladders (2 Section)

Section Size	Code	Max Ext. Height	Rungs (Per Section)	Weight
2.5m	ELT225	3.82m	8	9kg
3.0m	ELT230	4.88m	10	10.5kg
3.5m	ELT235	5.94m	12	14kg
4.0m	ELT240	7.03m	14	16kg
4.5m	ELT245	7.81m	15	20.5kg
5.0m	ELT250	8.83m	17	23.5kg



## Triple Extension Ladders (3 Section)

Section Size	Code	Max Ext. Height	Rungs (Per Section)	Weight
2.5m	ELT325	5.22m	8	16.5kg
3.0m	ELT330	6.85m	10	18.5kg
3.5m	ELT335	8.46m	12	25.5kg
4.0m	ELT340	10.22m	14	28.5kg

## Triple Extension Ladders (Rope Operated)

4.5m	HT345	11.97m	17	52.6kg
5.0m	HT350	12.97m	19	58.5kg

## Combination Ladders (3 Way)

Section Size	Code	Max Step Height	Max Ladder Height	Weight
2.0m	CL7	2.95m	4.2m	10.5kg
2.5m	CL9	4.00m	5.9m	15.1kg
3.0m	CL11	4.77m	7.32m	19.0kg
3.5m	CL12	5.59m	8.44m	23.0kg



## Roof Ladders

Section Size	Code	Sections	Closed	Max Ext. Size	Weight
4.5m	TRL145	1 (Single)	-	4.5m	11.5kg
5.5m	TRL155	1 (Single)	-	5.5m	13.5kg
4.0m	TRL240	2 (Double)	3.9m	6.6m	18.0kg



We have only listed the most popular Ladders that we do. Many other types of specialist Ladders are also available such as Multi-Purpose Ladders and Telescopic Steps. Please contact us if you have any requirements.

# SPANDECK

## Spandeck

A versatile product that can create Aluminium Walkways, Stagings and Bridging Systems, due to its unique reversible design and double sided connection hooks that are located at each end of each decking. With a high strength aluminium construction and safety features that include a built-in integral toeboard and a double guardrail that can be fitted to one or both sides of every deck, Spandeck is an unrivalled product.





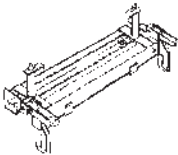
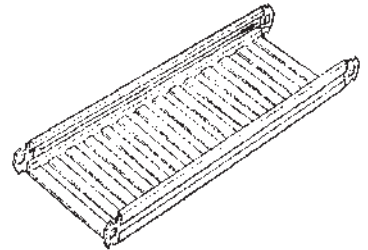
# SPANDECK

Mobile runs can be easily created by linking decks end to end and securely connecting with Link Brackets. Double Guardrail can be fitted to one or both sides if necessary. Run sizes can be accurately calculated by using the different size decking. Purlin Anchors can be supplied to fix Spandek to roof purlins and Roof Trolleys allow the decks to be pushed to the desired location and locked into position.



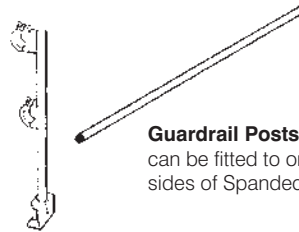
## Spandek Components

Spandek Platforms			
Size	Weight	Safe Working Loads	Width
3.7m (12ft)	30kg	900kg Distributed	600mm
5.0m (16ft)	39kg	675kg Distributed	600mm
6.1m (20ft)	47kg	540kg Distributed	600mm
7.3m (24ft)	55kg	450kg Distributed	600mm



### Roof Trolleys

Allow Spandek to be pushed and locked into position.



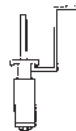
### Guardrail Posts & Handrail

can be fitted to one or both sides of Spandek.



### Link Brackets

Join Spandek together



### Purlin Anchors

Fix Spandek to Purlins





Linking Spandek and Scaffold Tower is a very easy, safe and economical way to build much longer working platforms or to build a bridge over something. Purpose made and integral components help integrate the separate units easily and safely.

# STAGING BOARDS

Lightweight Staging Boards provide a safe working platform when used either singularly, spanned between Towers or if used as part of a run by placing the decks end to end.

Standard Staging Boards are normally aluminium sided, but we can also supply anti-slip Staging Boards with rubber strips fitted to the underneath. All Staging Boards can have safety handrail fitted to one or both sides if necessary.



## Staging Specifications

Staging Boards		
Size	Weight	Width
3.0m (10ft)	15.5kg	450mm
3.6m (12ft)	19kg	450mm
4.2m (14ft)	22kg	450mm
4.8m (16ft)	28kg	450mm
5.4m (18ft)	31.5kg	450mm
6.1m (20ft)	35kg	450mm
7.2m (24ft)	40kg	450mm

Safe Working Load 270kg Distributed for all staging sizes.

# TRAINING

01422 358184

info@bosstraining.co.uk



Our Sister Company **Boss Training Ltd** provides nationally accredited and bespoke training courses that can be tailored to your individual training requirements. From our main West Yorkshire office, we deliver courses at various nationwide training centres or on-site locations anywhere in the UK.

Being members of IPAF and PASMA, we provide training associated with 'Working at Height' and many other health and safety courses that are CITB accredited such as SMSTS, SSSTS and UKATA the registered Asbestos Awareness training programme.

## Courses Available

PASMA (Tower Training)

Confined Space Training

IPAF (Powered Access Training)

Manual Handling

First Aid

UKATA (Asbestos Awareness)

Abrasive Wheels

SSSTS Training

Safety Harness Training

SMSTS Training



# ZIG ZAG

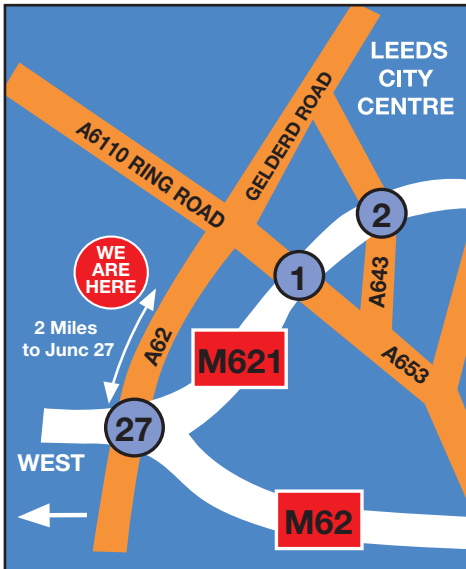
ACCESS LTD



174A Gelderd Rd, Leeds LS12 6LZ

Tel: 0113 279 9000 • Fax: 0113 279 9005

Email: [info@zigzagaccess.co.uk](mailto:info@zigzagaccess.co.uk)



Tel: **0113 279 9000**  
[www.zigzagaccess.co.uk](http://www.zigzagaccess.co.uk)

